

# MAYVILLE AREA AMBULANCE



## 2020 OPERATIONAL REPORT



### SERVING OUR COMMUNITY SINCE 1976

5802 Lynch Drive  
P.O. Box 181  
Mayville, Michigan 48744

[www.mayvilleambulance.org](http://www.mayvilleambulance.org)

Business: (989) 843-6136  
Emergency: 911  
[info@mayvilleambulance.org](mailto:info@mayvilleambulance.org)

## OUR SERVICE



Mayville Area Ambulance Service (MAAS) is a 501(c)3 Non-Profit Corporation, registered in the State of Michigan, to provide ambulance and emergency medical services to the residents of Mayville and the surrounding areas. We provided both emergency and non-emergency services and transportation.

MAAS is licensed by the State of Michigan Department of Community Health as a Life Support Agency (LSA), at the Basic Life Support (BLS) level. MAAS is a member agency of both the Saginaw Tuscola Medical Control Authority (STMCA) and the Lapeer County Medical Control Authority (LCMCA), which provide medical oversight and direction to MAAS and the other ambulance and rescue agencies in their respective areas.

## OUR BOARD



The MAAS Board of Directors is comprised of a representative from each municipality that is contracted with MAAS. The Board meets bi-monthly to guide the operations and growth of the service. The MAAS Board members are:

**Ronald Gromak, Board Chairman**

*Representing Rich Township  
Board Member Since 1999*

**Glenn Fox, Board Vice-Chairman**

*Representing Dayton Township  
Board Member Since 2000*

**Sherry Bodeis, Director**

*Representing Fremont Township  
Board Member Since 2006*

**Jan Wickham, Director**

*Representing the Village of Mayville  
Board Member Since 2013*

## OUR STAFF



The staff of MAAS is comprised of 23 Emergency Medical Technicians (EMTs), 1 Advanced Emergency Medical Technician (AEMT), 1 Paramedic and 3 Medical First Responders (MFRs). All of these are volunteers, whom receive a stipend for the time they server while on duty and responding to service requests. Each has completed a State approved training course, passed the licensing exam, obtained a CPR card, and completed an emergency driving course. As well, many have participated in specialized training courses, such as Prehospital Trauma Life Support (PHTLS), Pediatric Education for Prehospital Providers (PEPP), National Incident Management Systems (NIMS), Basic Disaster Life Support (BDLS) and more. Several have other public safety roles such as firefighters, dispatchers, and CPR instructors. In addition to the initial requirements to become an EMS provider, each of our medical personnel are required to attend on-going continuing education to maintain their state license.

To ensure that day to day operations are lead successfully, the Board of Directors annually appoints officers for MAAS. These officers provide operational guidance for the staff, as well as recommendations to the Board. The MAAS Officers are:

**James Welke, Executive Director**

*Officer Since 1984  
MAAS Member Since 1977*

**Joel Welke  
Chief Financial Officer**

*Officer Since 1996  
MAAS Member Since  
1993*

**Chris Bennett  
Equipment Manager**

*Officer Since 2016  
MAAS Member Since  
2011*

**Patrick Smith  
Fleet Maintenance**

*Officer Since 2016  
MAAS Member Since  
2004*

**Suzette Bennett  
Base Maintenance**

*Officer Since 2020  
MAAS Member Since  
1994*

## SERVICE AREA



MAAS is contracted to provide services to the residents and visitors of:

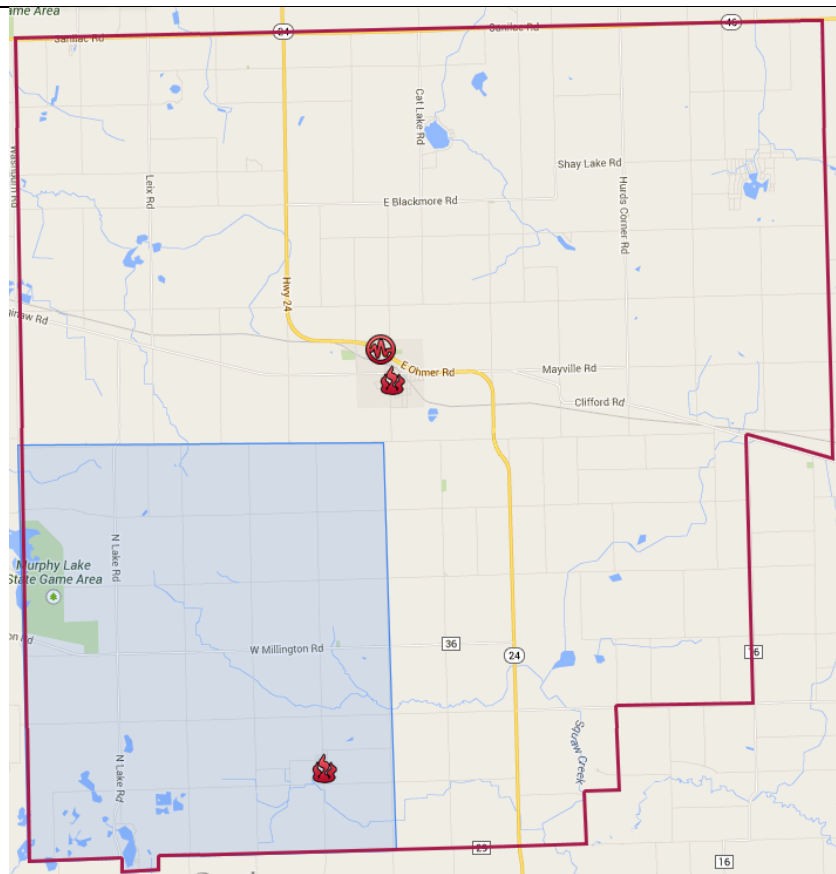
- Village of Mayville
- Fremont Township
- Dayton Township
- Rich Township

Additionally, MAAS provides non-contracted coverage/services to Watertown Township.

**Service Area = 134 square miles**

**Population = 8,530\***

\*Based on the 2010 Census



## OUR EQUIPMENT



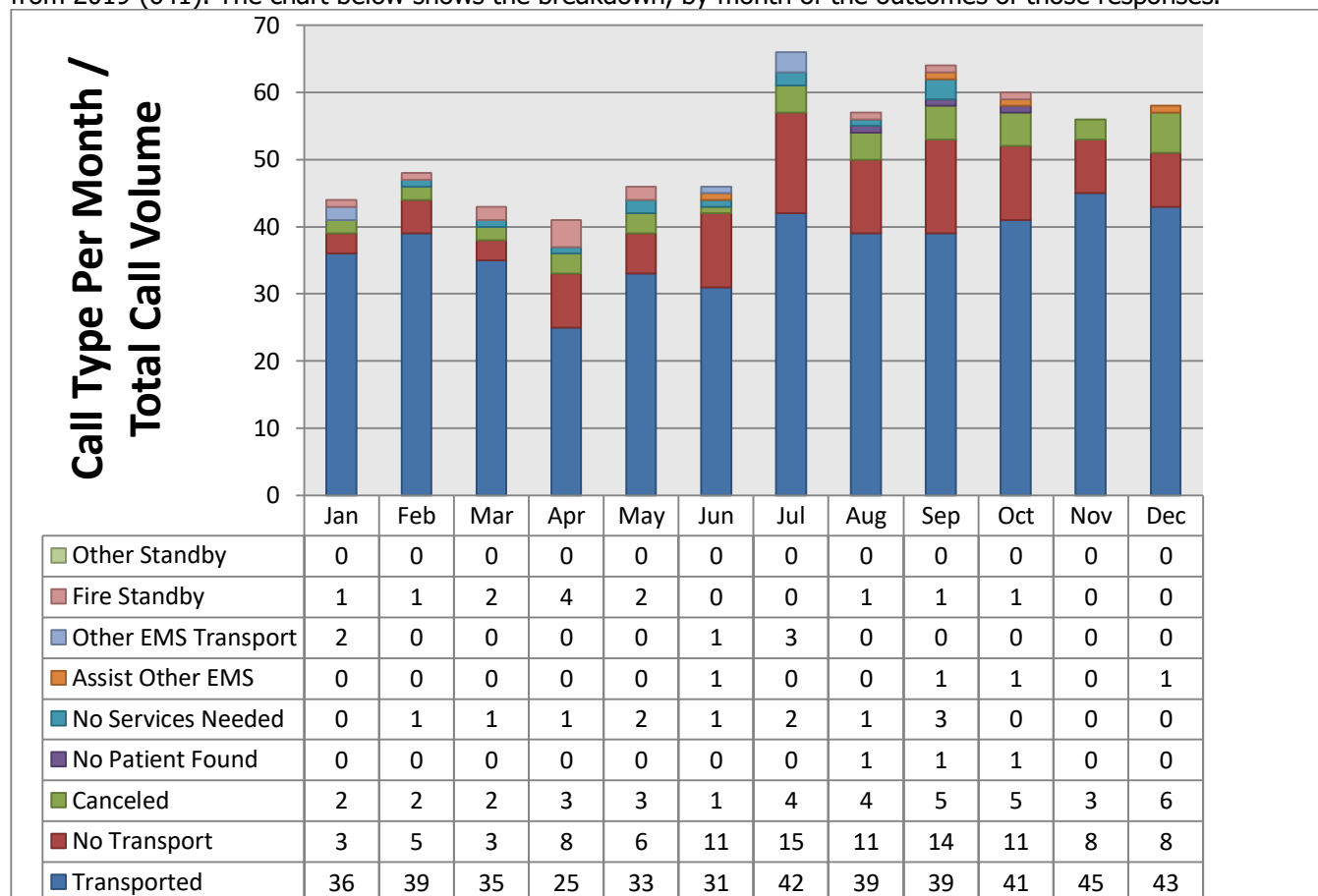
MAAS operates two ambulances from our base located at the corner of Ohmer Road (M-24) and Lynch Drive, in Mayville. At least one ambulance and crew is on duty 24 hours a day, 7 days a week – ready to respond to any emergency. Each ambulance, along with all of the equipment, is worth approximately \$250,000. In normal circumstances we attempt to replace the oldest ambulance every 5 years.

	Primary Ambulance	Backup Ambulance
<b>Call Sign</b>	79-95	79-94
<b>In Service Since</b>	November 2019	June 2014
<b>License Level</b>	Basic Life Support (BLS)	Basic Life Support (BLS)
<b>Make and Model</b>	2019 Ford/Road Rescue Type III Ambulance	2014 Chevy/WheeledCoach Type III Ambulance
<b>AED Equipped</b>	Yes	Yes
<b>Standard Equipment</b>	Stryker® Power Cot, trauma kit, airway kit, multiple splints, multiple bandaging supplies, backboards, oxygen, burn sheets, and much more	Cot, trauma kit, airway kit, multiple splints, multiple bandaging supplies, backboards, oxygen, burn sheets, and much more
<b>Specialized Equipment</b>	Thumper®, CO Detector, Stair Chair, Landing Zone marking kit, Rescue Discs PFD, extrication gloves and helmets	CO Detector, Stair Chair, Landing Zone marking kit, Stokes basket, Rescue Discs PFD, extrication gloves and helmets

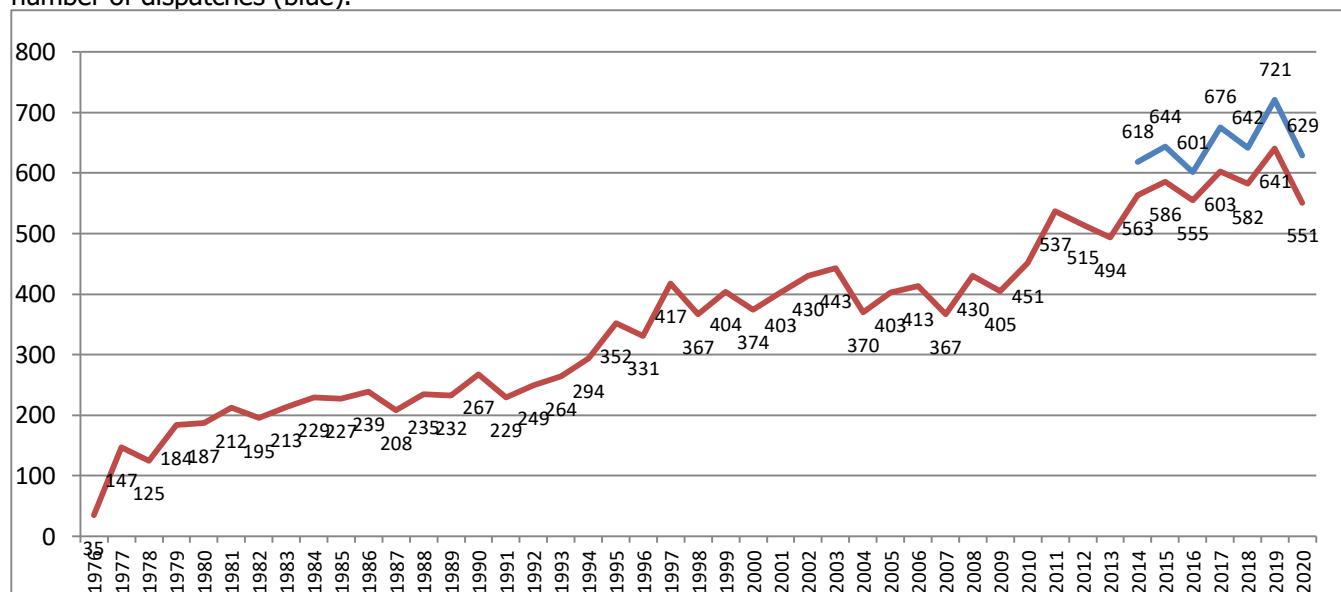
# 2020 OPERATIONS



For 2020, our staff logged **20,585.25 on call hours**. We were dispatched a total of **629** times, **down** 12.8% from 2019 (721). This is the largest decline of calls we have had in several years – we directly attribute this to the COVID-19 pandemic. Of those 629 service requests, MAAS had contact with **551** patients, **down** 14.1% from 2019 (641). The chart below shows the breakdown, by month of the outcomes of those responses.



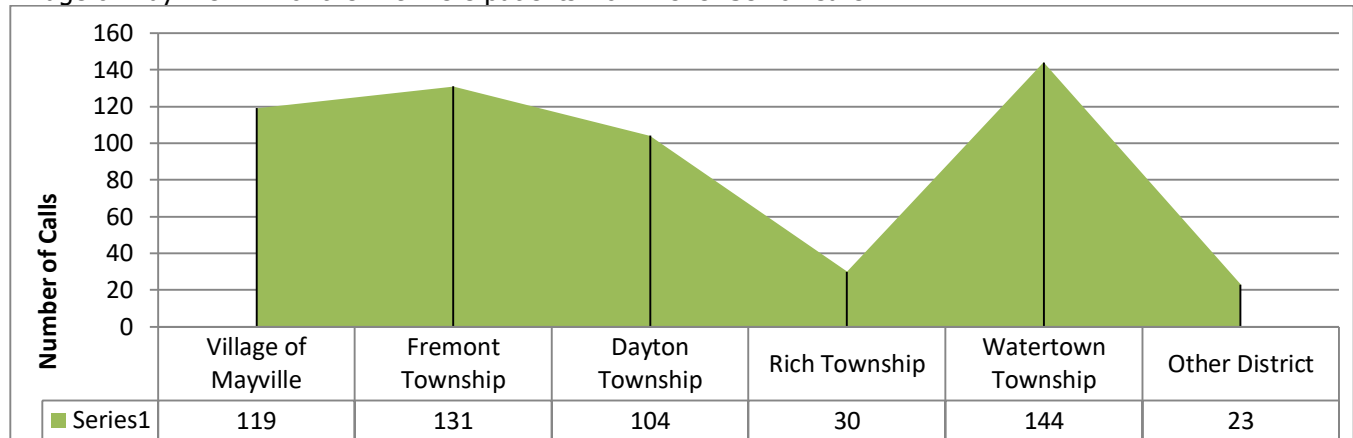
The chart below shows the number of patient encounters since MAAS began operations (red) and the total number of dispatches (blue).



Of the 629 total dispatched calls in 2020, **94.6%** of them were within our designated service area. Of the remaining 5.4% that were at locations outside of our service area, they were for:

Emergency Call – Covering for another Agency, Patient Transport/Not Transported	23
Emergency Call – Covering for another Agency, Cancelled or No Services Needed	10
Emergency Call - Assisting another Agency	1
Non-Emergency Transfers	5

Of those within our service area, the totals for each section of our service area is shown in this chart. For the Village of Mayville – 41 of the 119 were patients from Fisher Senior Care.



### **Additional Information about 2020 Operations**

The following charts provide additional information and data relating to the services and patients encountered during 2020.

#### **Patient Demographics**

Age	# of Runs	% of Runs
Not Reported	1	0.18%
< 1	2	0.36%
1-9	7	1.27%
10-19	13	2.36%
20 - 29	40	7.26%
30 - 39	33	5.99%
40 - 49	33	5.99%
50 - 59	56	10.16%
60 - 69	130	23.59%
70 - 79	110	19.96%
80 - 89	101	18.33%
90 - 99	25	4.54%
<b>Total</b>	<b>551</b>	<b>100%</b>

Gender	# of Patients	% of Runs
Male	263	47.7%
Female	288	52.3%
<b>Total</b>	<b>551</b>	<b>100%</b>

### Call Type As Dispatched

Primary Symptom	# of Runs	% of Runs
Respiratory: Respiratory Distress, Difficulty Breathing	82	14.88%
Miscellaneous - Weakness	76	13.79%
Abdominal Pain, Discomfort, GI Issue	42	7.62%
Altered Mental Status	31	5.63%
Chest Pain (Suspected Cardiac)	28	5.08%
Behavioral - Anxiety/Agitation/Other	28	5.08%
No Signs or Symptoms (Z00)	27	4.90%
Nausea, Vomiting, Diarrhea	26	4.72%
Pain - Other/Unspecified	26	4.72%
Pain - Leg, Ankle, Foot	24	4.36%
Syncope, Collapse/Fainting, Dizziness	24	4.36%
Hemorrhage / Bleeding	19	3.45%
Seizures/Convulsions - Epileptic, Complex/Grand Mal	17	3.09%
Back Pain	16	2.90%
Wound(s) or Trauma	15	2.72%
Hip Pain	15	2.72%
Abnormal Vital Signs	11	2.00%
Cardiac Arrest	9	1.63%
Obvious Death	9	1.63%
Behavior - Suicidal Ideations	7	1.27%
Coma / Unresponsive	7	1.27%
Stroke/CVA/Stroke-like Symptoms	4	0.73%
Miscellaneous - Other Skin Issues	4	0.73%
OB/GYN - Labor Pains	3	0.54%
Anaphylactic Shock	1	0.18%
<b>Total</b>	<b>551</b>	<b>100%</b>

### Patient Destinations

Destination	# of Runs	% of Runs
None/No Transport/Not Entered	117	21.08%
CARO COMMUNITY HOSPITAL	18	3.27%
COVENANT MEDICAL CENTER	79	14.33%
GENESYS REGIONAL MEDICAL CENTER	5	0.91%
HILLS & DALES GENERAL HOSPITAL	11	2.17%
Other	5	0.90%
HURLEY MEDICAL CENTER	12	2.18%
MARLETTE REGIONAL HOSPITAL	29	5.26%
MCLAREN BAY REGION	4	0.72%
MCLAREN CARO REGION	16	2.90%
MCLAREN FLINT	3	0.54%
MCLAREN LAPEER REGION	221	40.11%
SAINT MARY'S OF MICHIGAN MEDICAL CENTER	31	5.63%
<b>Total</b>	<b>551</b>	<b>100%</b>

# EMS STRONG

---

## STRONGER TOGETHER

**As a volunteer paid on call community service agency, we are always looking for great people to join our team. Training assistance and reimbursement is provided, as well as many other benefits.**

**If you or someone you know is looking for a way to serve their community, please have them contact us.**

For additional information regarding the Mayville  
Area Ambulance Service, please contact our office.

