

# MAYVILLE AREA AMBULANCE



# 2015 OPERATIONAL REPORT



5802 Lynch Drive  
P.O. Box 181  
Mayville, Michigan 48744

Business: (989) 843-6136  
Emergency: 911  
admin@mayvilleambulance.org

[www.mayvilleambulance.org](http://www.mayvilleambulance.org)

## OUR SERVICE



Mayville Area Ambulance Service (MAAS) is a 501(c)3 Non-Profit Corporation, registered in the State of Michigan, to provide ambulance and emergency medical services to the residents of Mayville and the surrounding areas. We provided both emergency and non-emergency services and transportation.

MAAS is licensed by the State of Michigan Department of Community Health as a Life Support Agency (LSA), at the Basic Life Support (BLS) level. MAAS is a member agency of both the Saginaw Valley Medical Control Authority and the Lapeer County Medical Control Authority, which provide medical oversight and direction to MAAS and the other ambulance agencies in their respective areas.

## OUR BOARD



The MAAS Board of Directors is comprised of a representative from each municipality that is contracted with MAAS. The Board meets bi-monthly to guide the operations and growth of the service. The MAAS Board members are:

**Ronald Gromak, Board Chairman**

*Representing Rich Township  
Board Member Since 1999*

**Glenn Fox, Board Vice-Chairman**

*Representing Dayton Township  
Board Member Since 2000*

**Sherry Bodeis, Director**

*Representing Fremont Township  
Board Member Since 2006*

**Jan Wickham, Director**

*Representing the Village of Mayville  
Board Member Since 2013*

## OUR STAFF



The staff of MAAS is comprised of 13 Emergency Medical Technicians (EMTs) and 7 Medical First Responders (MFRs). All of these are volunteers, whom receive a stipend for the time they server while on duty and responding to service requests. Each has completed a State approved training course, passed the licensing exam, obtained a CPR card, and completed an emergency driving course. As well, many have participated in specialized training courses, such as Prehospital Trauma Life Support (PHTLS), Pediatric Education for Prehospital Providers (PEPP), National Incident Management Systems (NIMS), and more.

In addition to the initial requirements to become an EMS provider, each of our medical personnel are required to attend on-going continuing education to maintain their state license. In 2015, MAAS personnel completed approximately 120 hours of training in subjects such as cardiac emergencies, pediatrics, airway management, and more.

To ensure that day to day operations are lead successfully, the Board of Directors annually appoints officers for MAAS. These officers provide operational guidance for the staff, as well as recommendations to the Board. The MAAS Officers are:

**James Welke, Executive Director**

*Officer Since 1984  
MAAS Member Since 1977*

**Joel Welke  
Chief Financial Officer**

*Officer Since 1996  
MAAS Member Since 1993*

**Open Position  
Equipment Manager**

**Robert Hiiter  
Fleet Maintenance**

*Officer Since 1992  
MAAS Member Since 1991*

**Patrick Duve  
Cleaning**

*Officer Since 2007  
MAAS Member Since 2006*

# SERVICE AREA

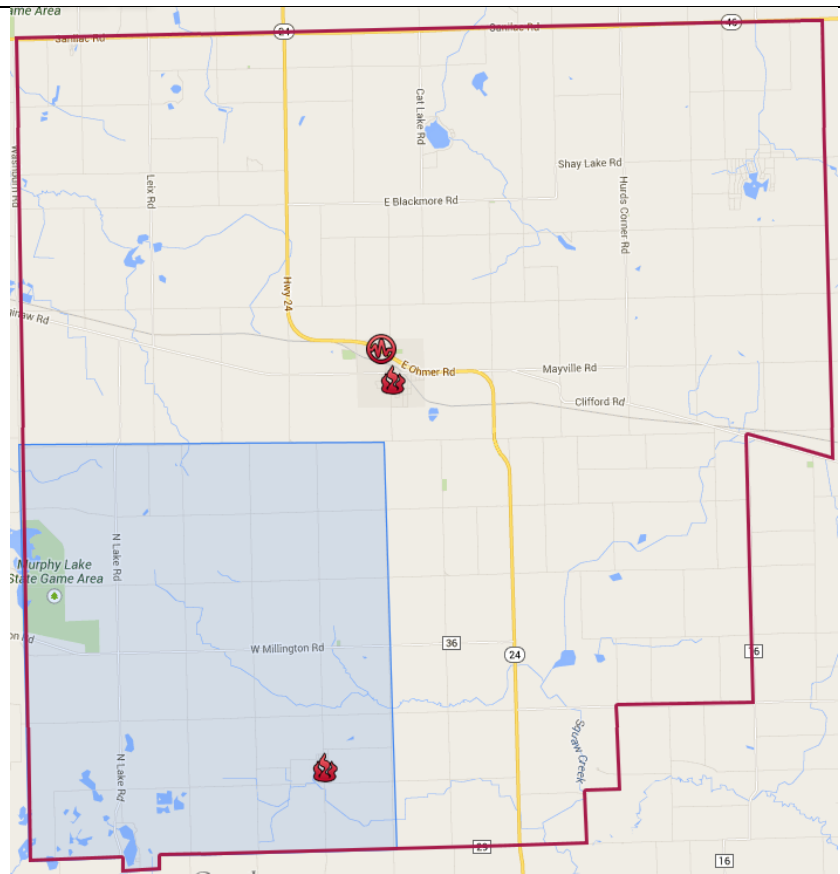


MAAS is contracted to provide services to the residents and visitors of the Village of Mayville, Fremont Township, Dayton Township, and Rich Township,

Additionally, MAAS provides services to Watertown Township.

**Service Area = 134 square miles**

**Population = 8,530**



# OUR EQUIPMENT



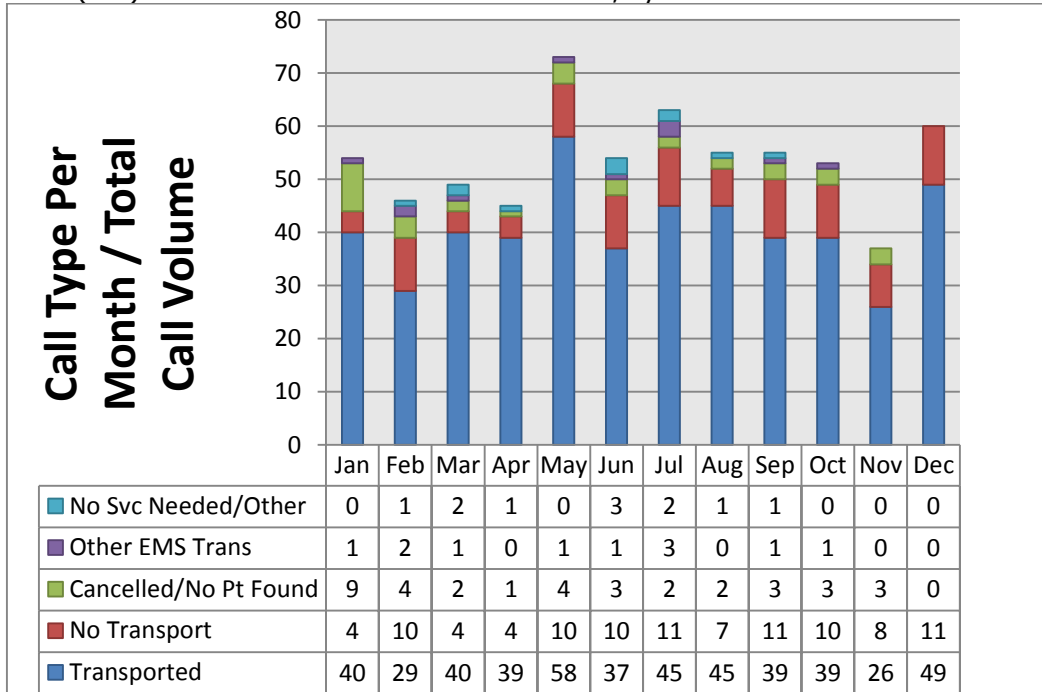
MAAS operates two ambulances from our base located at the corner of Ohmer Road (M-24) and Lynch Drive, in Mayville. At least one ambulance and crew is on duty 24 hours a day, 7 days a week – ready to respond to any emergency. Each ambulance, along with all of the equipment, is worth approximately \$250,000.

	Primary Ambulance	Backup Ambulance
<b>Call Sign</b>	79-94	79-95
<b>In Service Since</b>	June 2014	August 2008
<b>License Level</b>	Basic Life Support (BLS)	Basic Life Support (BLS)
<b>Make and Model</b>	2014 Chevy/WheeledCoach Type III Ambulance	2008 Chevy/WheeledCoach Type III Ambulance
<b>AED Equipped</b>	Yes	Yes
<b>Standard Equipment</b>	Cot, trauma kit, airway kit, multiple splints, multiple bandaging supplies, backboards, oxygen, burn sheets, and much more	Cot, trauma kit, airway kit, multiple splints, multiple bandaging supplies, backboards, oxygen, burn sheets, and much more
<b>Specialized Equipment</b>	Thumper®, CO Detector, Stair Chair, Landing Zone marking kit, extrication gloves and helmets	Stair Chair, Landing Zone marking kit, extrication gloves and helmets

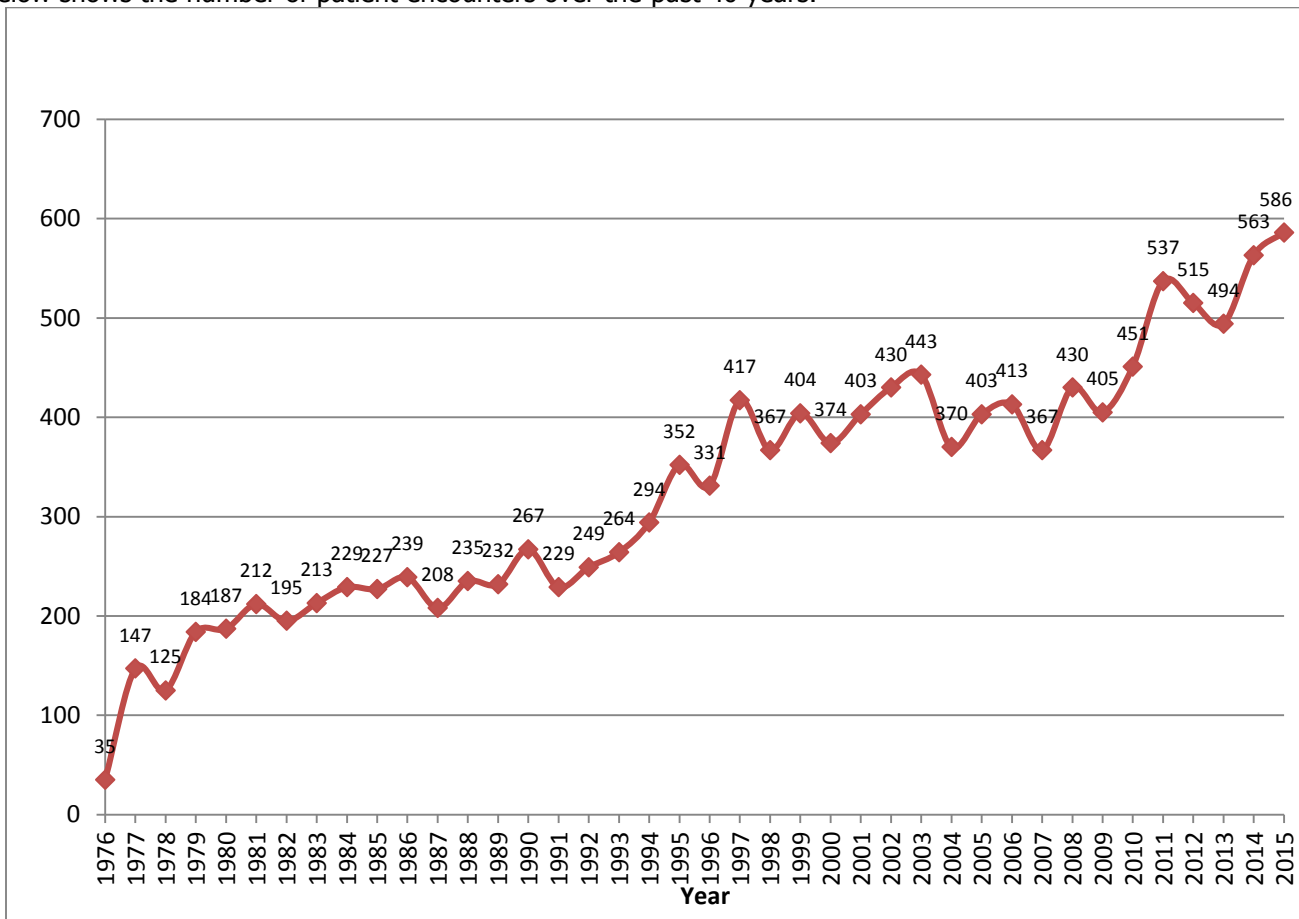
# 2015 OPERATIONS



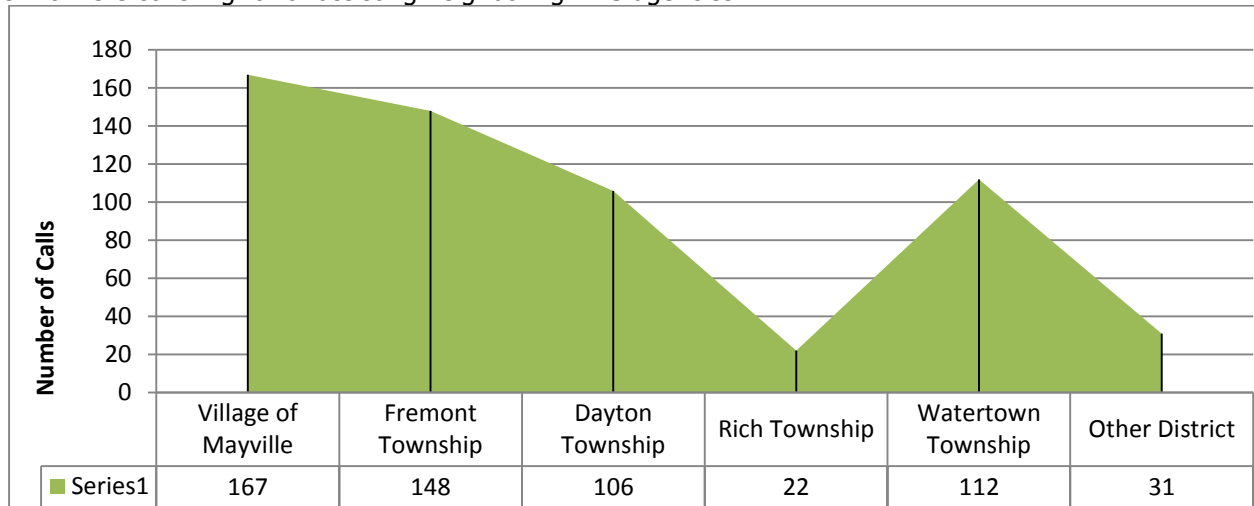
MAAS call volume continues to grow. For 2015, our staff logged **20,957 on call hours**. We were dispatched a total of **644** times, up 4.21% from 2014 (618). Of those 644 call outs, MAAS had contact with **586** patients, up 4.09% from 2014 (563). The chart below shows the breakdown, by month of the outcomes of those responses.



MAAS continues to experience a trend of increasing service calls volumes and patient interactions. The chart below shows the number of patient encounters over the past 40 years.



Of the 563 patient encounters in 2015, **95%** of them originated in our designated service area. Of the remaining 5% that originated outside of our service area, 13 were non-emergency transfers back to the Mayville area; the other 18 were covering for or assisting neighboring EMS agencies.



**Additional Information about 2015 Operations**

The following charts provide additional information and data relating to the services and patients encountered during 2015.

**Patient Demographics**

Age	# of Runs	% of Runs
Less Than 1	5	0.85%
1 - 4	2	0.34%
5 - 9	4	0.68%
10 - 14	8	1.37%
15 - 19	29	4.95%
20 - 24	21	3.58%
25 - 34	43	7.34%
35 - 44	40	6.83%
45 - 54	37	6.31%
55 - 64	68	11.60%
65 - 74	141	24.06%
75 - 84	134	22.87%
85+	53	9.04%
Unknown	1	0.17%
<b>Total</b>	<b>586</b>	<b>100%</b>

**Average Patient Age: 60**

Gender	# of Patients	% of Runs
Female	308	52.56%
Male	278	47.44%
<b>Total</b>	<b>586</b>	<b>100%</b>

**Top 10 Call Types**

Type	All Calls
Breathing Problem	78 (13.31%)
Fall Victim	61 (10.41%)
Sick Person	41 (7.00%)
Chest Pain	36 (6.14%)
Transfer/Interfacility/Palliative Care	33 (5.63%)
Other	28 (4.78%)
Seizure/Convulsions	27 (4.61%)
Altered Mental Status	26 (4.44%)
Traffic/Transportation Accident	25 (4.27%)
Abdominal Pain	23 (3.92%)

### Patient Destinations

Destination	# of Runs	% of Runs
CARO COMMUNITY HOSPITAL	57	9.73%
COVENANT MEDICAL CENTER - COOPER	71	12.11%
FENTON HEALTHCARE	1	0.17%
FISHER CONVALESCENT HOME	10	1.71%
GENESYS REGIONAL MEDICAL CENTER	17	2.90%
HENRY FORD HOSPITAL	1	0.17%
HILLS & DALES GENERAL HOSPITAL	10	1.71%
Home - Patient	3	0.51%
HURLEY MEDICAL CENTER	5	0.85%
Long Term Care Facility - Other	1	0.17%
MARLETTE REGIONAL HOSPITAL	56	9.56%
MCLAREN BAY REGION	12	2.05%
MCLAREN FLINT	9	1.54%
MCLAREN LAPEER REGION	168	28.67%
Medical Clinic - Other	1	0.17%
None / Refusal	63	10.75%
Not Applicable	6	1.02%
Not Available	3	0.51%
Other Destination - Unspecified	1	0.17%
Other Hospital	2	0.34%
Physician Office - Other	2	0.34%
Residential Institution - Other	2	0.34%
ST MARY'S OF MICHIGAN MEDICAL CENTER	56	9.56%
UNIVERSITY OF MICHIGAN HEALTH SYSTEM	1	0.17%
No Destination	28	4.78%
<b>Total</b>	<b>586</b>	<b>100%</b>

## NEW IN 2015



Over the year, MAAS had two major patient care changes.

For years, EMS agencies have backboarded patients involved in a traumatic incident or are suspected of having a spinal injury. But, since January 20, 2015, MAAS only with all of the EMS agencies throughout the State of Michigan stopped using backboards, except for the most severely injured patients. This change was prompted by years of research throughout the country.

The second change came in October, when a new State law went in to effect. As of October 15, all EMS agencies and fire departments that provide rescue services started carrying Naloxone (commonly called Narcan®). Narcan is a medication that reverses the effects of heroin and other opioid based drugs and medication.

## COMING IN 2016



According to the American Heart Association, approximately 360,000 Americans die each year from sudden cardiac arrest. In 2015, MAAS had **10** cardiac arrest calls (1.7% of our 586 patient encounters). The average success rate is approximately 8%.

Back in 2009, the Saginaw Valley Medical Control Authority (SVMCA), the agency that oversees EMS operations in Tuscola and Saginaw counties, made a major change to how cardiac arrest calls are handled. Numerous studies have shown that early continuous high-quality CPR along with defibrillation is the critical to a successfully resuscitation. Now, we stay on scene and perform our patient interventions.

For 2016, MAAS will be under taking an initiative to help increase the awareness of cardiac health issues, along with increasing the number of CPR trained individuals and AEDs available within our service area.

For additional information regarding the Mayville Area Ambulance Service, please contact our office.

